


Airport Update



Sparks City Council
March 26, 2012



Reno-Tahoe
Airport Authority



RNO Has Non-Stop Service to 16 Destinations



Source: APGDat Monthly Schedule, March 2012



RTIA Has Exceptional Air Service Compared to Communities of Its Size

Metropolitan Core Based Statistical Area (CBSA)	2010 CBSA Population (000)	Average Daily Nonstop			Per 100,000 Population	
		Departures	Seats	Destinations	Departures	Seats
Lexington-Fayette, KY	463.6	35	2,197	13	75.5	4,739
Fayetteville – Springdale – Rogers, AR-MO	460.0	46	2,611	14	100.0	5,676
Pensacola-Ferry Pass-Brent, FL	454.8	38	2,580	9	83.6	5,673
Lansing-East Lansing, MI	452.9	15	1,030	4	33.1	2,274
Springfield, MO	438.2	26	1,669	9	59.3	3,809
Visalia-Porterville, CA	436.9	4	76	2	9.2	174
York-Hanover, PA*	432.5	51	2,675	13	117.9	6,185
Reno - Sparks	425.0	61	7,099	16	143.5	16,704
Flint, MI	422.4	21	1,671	8	49.7	3,956
Corpus Christi, TX	417.5	23	1,579	3	55.1	3,782
Asheville, NC	417.0	22	1,134	6	52.8	2,719
Port St. Lucie (must use PBI)	415.8	0	0	0	0.0	-
Fort Wayne, IN	415.3	19	1,044	6	45.8	2,514
Mobile, AL	409.8	20	1,107	4	48.8	2,701
Santa Barbara-Santa Maria, CA	409.1	31	1,249	5	75.8	3,053
					66.8	3,956
					2.2x	4.2x

Average
Difference

Source: Innovata Schedule Data, Mar 2012, via Diio; U.S. Census Bureau CBSA Estimates 2010; *Uses Harrisburg International Airport MDT

Alaska Airlines to replace SJC service

- ✈ In 4 years, RNO-SJC dropped 60 percent in passengers
- ✈ SWA went from 6 flights to 2 flights; service ends in April
- ✈ Local emphasis on drive market hurt passenger numbers
- ✈ Reno-Tahoe International approached Alaska
 - ❖ Right aircraft
 - ❖ Right network
 - ❖ Right relationship
- ✈ Alaska begins twice daily service in June
- ✈ Fastest route to Hawaii, great network connections

Alaska Network at San Jose Airport



Reno-Tahoe
Airport Authority

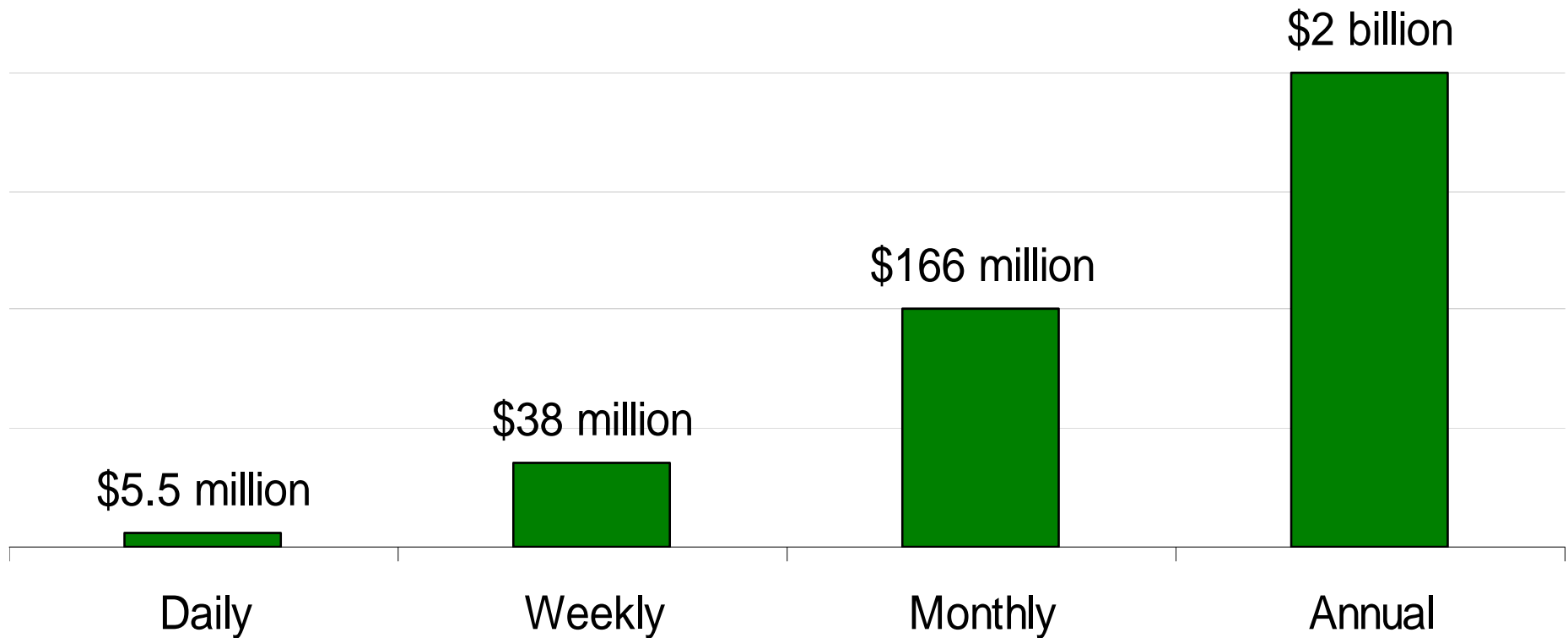
And
up we
go.

New Airport Economic Impact Study

- ✈ Conducted by highly respected UNR College of Business
 - ❖ Analyzed Northern Nevada counties - not California.
 - ❖ Reviewed direct, indirect and induced impacts in 2010
- ✈ Great results for our region...

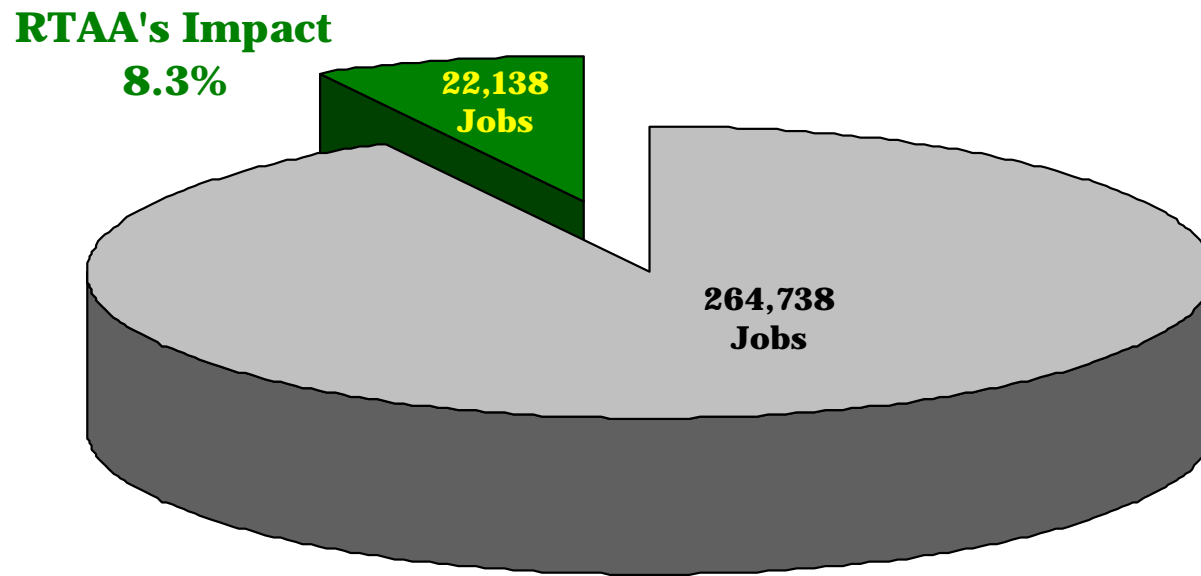


Total Economic Impact Reno-Tahoe Airport Authority



Total Impact on Jobs Reno-Tahoe Airport Authority

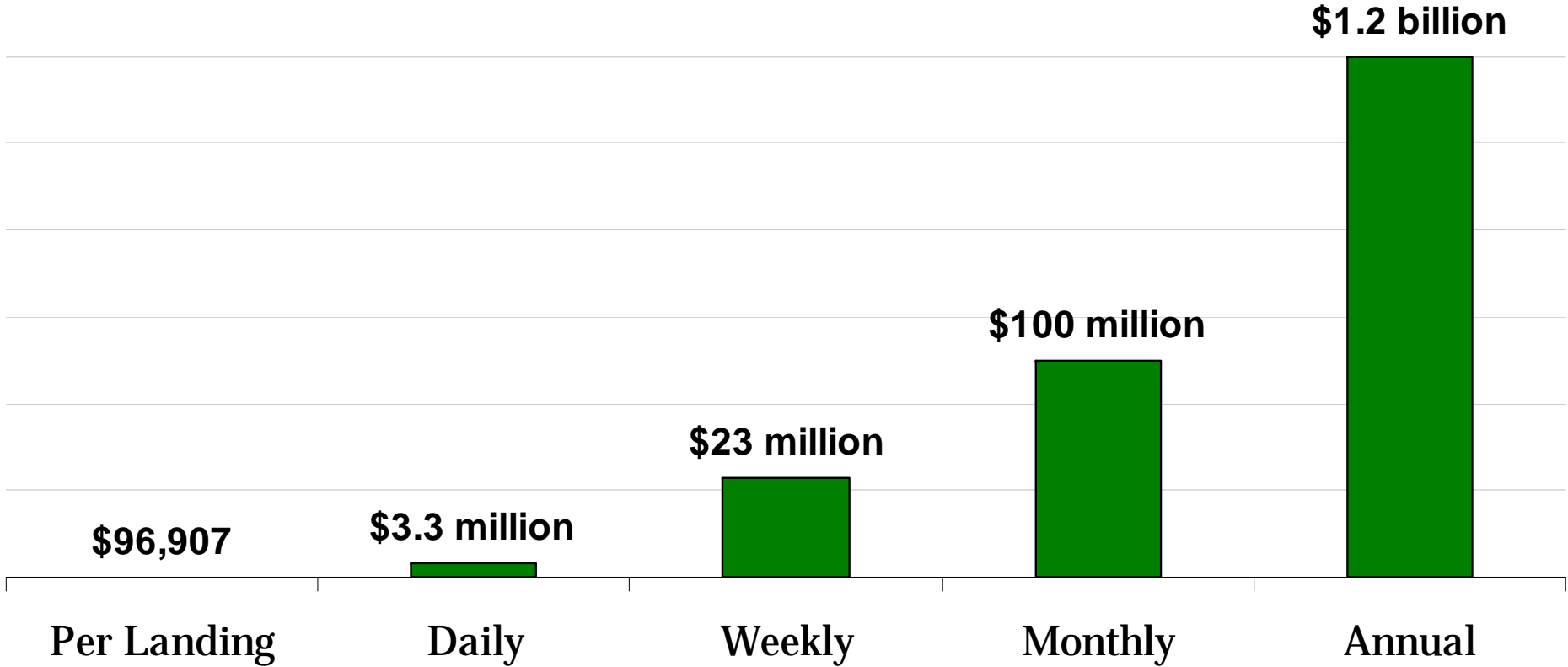
Total Jobs in the Region 2010



Reno-Tahoe
Airport Authority

And
up we
go.

Economic Impact of Boeing 737 Landings



General Aviation

- ✈ New User Committee
- ✈ Meetings with Reno-Tahoe Aviation Association
- ✈ Offer GA tenants 5 year opportunity to own T-hangars and lease land
- ✈ Help make case for new facilities on east side of airport



Questions?



Reno-Tahoe
Airport Authority

And
up we
go.